

# *Speak Up*



This book belongs to

---

## Table of Contents

English Alphabet .....	P3 ~ P5
------------------------	---------

### **Unit 1 Self Introduction**

1. Lesson 1 .....	P6 ~ P9
2. Lesson 2 .....	P10 ~ P12
3. Lesson 3 .....	P13 ~ P16
4. Lesson 4 .....	P17 ~ P18

### **Unit 2 Color and Clothes**

5. Lesson 1 .....	P19 ~ P21
6. Lesson 2 .....	P22 ~ P24
7. Lesson 3 .....	P25 ~ P26
8. Lesson 4 .....	P27 ~ P28
























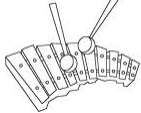


### **Unit 3 Talk about Hobbies**

9. Lesson 1 .....	P29 ~ P31
10. Lesson 2 .....	P32 ~ P33
11. Lesson 3 .....	P34 ~ P36
12. Lesson 4 .....	P37 ~ P39

### **Unit 4 Talk about Countries**

13. Lesson 1 .....	P40 ~ P42
14. Lesson 2 .....	P43 ~ P45

# ENGLISH ALPHABET


			
Aa alligator	Bb balloon	Cc computer	Dd dragon
			
Ee elf	Ff flower	Gg garden	Hh hunter
			
Ii iguanan	Jj jump rope	Kk kangaroo	Ll lamp
			
Mm mop	Nn nest	Oo orange	Pp pumpkin
			
Qq question	Rr rose	Ss star	Tt tree
			
Uu umpire	Vv violin	Ww window	Xx xlylophone
			
Yy yacht	Zz zero		

*We Love ABC!!*

# Activity 1 : Alphabet Practice ( Uppercase )

Name: \_\_\_\_\_ Date: \_\_\_\_\_


## Tracing Guide



## Activity 2 : Alphabet Practice ( Lowercase )

Name: \_\_\_\_\_ Date: \_\_\_\_\_


### Tracing Guide



# Unit 1 Self Introduction

## Lesson 1

### I . Conversation












### Sentence Patterns:

Who is he? He is my grandfather.

Who is she? She is my grandmother.

## II . Learn Words

		
grandfather <input type="checkbox"/>	Grandmother <input type="checkbox"/>	father <input type="checkbox"/>
		
mother <input type="checkbox"/>	sister <input type="checkbox"/>	brother <input type="checkbox"/>
		
aunt <input type="checkbox"/>	uncle <input type="checkbox"/>	cousin <input type="checkbox"/>

## III . Sentence Patterns

Who is he?      He is      my      father.

                                your

                                his

                                her

                                our

                                their

Who is she?      She is      my      mother.

                                your


                                his

                                her

                                our







                                their


Activity : Make a family tree

A large, empty rectangular box with a thick black border, intended for students to draw their family tree.



IV. Phonics Practice : br

 <p>bread</p>	 <p>brick</p>
 <p>bridge</p>	 <p>brother</p>
 <p>brush</p>	 <p>brown</p>









# Lesson 2

## I . Sentence Pattern:

A: Who are they?


B: They are my \_\_\_\_\_.

		
grandfather and grandmother <input type="checkbox"/>	mother and father <input type="checkbox"/>	brother and sister <input type="checkbox"/>
		
uncle and aunt <input type="checkbox"/>	father and brother <input type="checkbox"/>	mother and sister <input type="checkbox"/>









Activity: Draw a picture and practice the sentence patterns.

Who are they? They are my \_\_\_\_\_.



II . Phonics Practice : cr

 <p>crab</p>	 <p>crane</p>
 <p>crayon</p>	 <p>crib</p>
 <p>crow</p>	 <p>cry</p>



## Lesson 3

### I . Conversation

(A)



Mulan: What's his name?

Mother: His name is Jack.

(B)

What are their names?



Their names are snow white and the evil witch.



A: What are their names?

B: Their names are Snow White and the Evil Witch.

II . Let's find out who they are.

Sentence patterns:

A: What's his / her / its name?


B: His /Her /Its name is \_\_\_\_\_.

A: What are their names?

B: Their names are \_\_\_\_\_.







		
<p>Black Jack <input type="checkbox"/></p>	<p>Conan <input type="checkbox"/></p>	<p>Jay Chou <input type="checkbox"/></p>
		
<p>chibi maruko chan <input type="checkbox"/></p>	<p>Jolin Tsai <input type="checkbox"/></p>	<p>Hello Kitty <input type="checkbox"/></p>
		
<p>Barbie and Ken <input type="checkbox"/></p>	<p>Beauty and the Beast <input type="checkbox"/></p>	<p>Simba <input type="checkbox"/></p>

Activity: What are their names?



Their names are .....

III. Phonics Practice : dr

 <p>dragon</p>	 <p>Drag</p>
 <p>draw</p>	 <p>Dream</p>
 <p>Dress</p>	 <p>Drink</p>





## Lesson 4

### I . conversation

What are our names?



Our names are Jenny and Jeff.  
Look! Here comes my dog.  
What's its name?



Woof! Woof!



### II . Sentence patterns:







A: What are our names?

B: Our names are Jenny and Jeff.

A: What's its name?

B: Its name is \_\_\_\_\_.

III. Phonics Practice: fr


 <p>Free</p>	 <p>Freeze</p>
 <p>Friday</p>	 <p>Friend</p>
 <p>Frog</p>	 <p>fruit</p>



## Unit 2 Color and Clothes

### Lesson 1

#### I . conversation



#### II . Sentence Patterns:

A: Whose hat is red?

B: John's hat is red.

### III . Learn Words



hat



Cap



Shirt



T-shirt



Belt



Socks



Sneakers



Jacket



Coat



Pants



Shorts







Shoes

Sentence pattern:

What color is the T-shirt?

It's red.

IV. Phonics Practice: gr

 <p>Grain</p>	 <p>Grandfather</p>
 <p>Grapes</p>	 <p>Grass</p>
<p>Gray</p>	<p>Green</p>



## Lesson 2

### I . conversation



David's T-shirts

Whose T-shirts are black?

David's T-shirts are black.



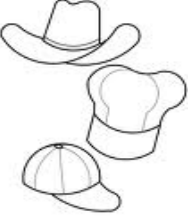





Betty's blue skirt

Whose skirt is blue?

Betty's skirt is blue.



## II . Learn Words

		
Jack's hats	John's shirts	David's T-shirts
		
Kelly's belts	Jessie's jackets	Sally's sneakers





## III . Sentence pattern

Whose hats are white?

Jack's hats are white.



### IV. Phonics Practice: pr

 <p><a href="http://www.bulletinboardtemplates.com">www.bulletinboardtemplates.com</a> Present</p>	 <p>Prince</p>
 <p>Princess</p>	 <p>Prize</p>
<p>Problem</p>	<p>prop</p>





## Lesson 3

### I . Sentence pattern:

Whose hat is it?

It's Ben's hat.



Ben's hat



David's cap



Father's shirt



Brother's T-shirt



Belt



Socks



Sneakers



Jacket



Coat



Pants





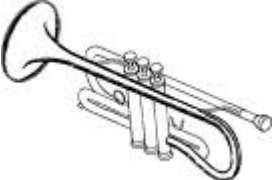
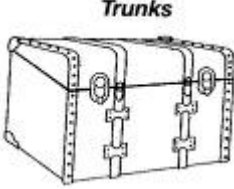


Shorts



Shoes

II . Phonics practice: tr

 <p>train</p>	 <p>trash</p>
 <p>tree</p>	 <p>truck</p>
 <p>trumpet</p>	 <p>trunk</p>









## Lesson 4

### I . Sentence patterns:




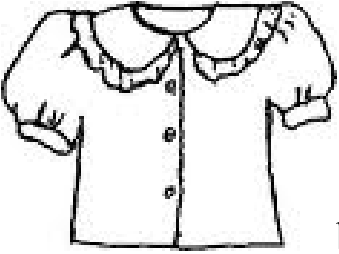
A: Whose socks are they?

B: They are Jenny's socks.

		
Jack's hats	John's shirts	David's T-shirts
		
Kelly's belts	Jessie's jackets	Sally's sneakers



II . Phonics practice: bl

<p>black</p>	 <p>blackboard</p>
 <p>blanket</p>	 <p>bloom</p>
 <p>blouse</p>	<p>blue</p>



## Unit 3 Talk about Hobbies

### Lesson 1

#### I . conversation



What do you like to do?

I like to go swimming.  
How about you?



What do you like to do?

I like to go swimming.







You like to ride a bicycle.



## II . Learn Words

		
play video game <input type="checkbox"/>	watch TV <input type="checkbox"/>	go hiking <input type="checkbox"/>
		
go swimming <input type="checkbox"/>	go roller-skating <input type="checkbox"/>	play cards <input type="checkbox"/>
		
ride a bicycle <input type="checkbox"/>	play dodge ball <input type="checkbox"/>	play baseball <input type="checkbox"/>
		
play basketball <input type="checkbox"/>	play badminton <input type="checkbox"/>	play soccer <input type="checkbox"/>

III . phonics practice: cl

 <p>Clam</p>	 <p>Clap</p>
 <p>Class</p>	 <p>Clip</p>
 <p>Clock</p>	 <p>clothes</p>



## Lesson 2 He likes to ride a bicycle.


### I . sentence patterns

A: What does he like to do?

B: He likes to ride a bicycle.

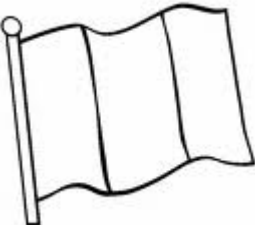




A: What does she like to do?

B: She likes to go swimming.

		
play video game <input type="checkbox"/>	watch TV <input type="checkbox"/>	go hiking <input type="checkbox"/>
		
go swimming <input type="checkbox"/>	go roller-skating <input type="checkbox"/>	play cards <input type="checkbox"/>
		
ride a bicycle <input type="checkbox"/>	play dodge ball <input type="checkbox"/>	play baseball <input type="checkbox"/>



II . Phonics practice: fl

 <p>flag</p>	 <p>flea</p>
 <p>Flood</p>	<p>Floor</p>
 <p>Flower</p>	 <p>fly</p>




## Lesson 3

### I . conversation







A: Where are they?

B: They are in front of the TV.

They are watching TV.



## II . Learn words

		
behind <input type="checkbox"/>	in <input type="checkbox"/>	on <input type="checkbox"/>
		
next to <input type="checkbox"/>	over <input type="checkbox"/>	under <input type="checkbox"/>







Sentence patterns:

A: Where is it?

B: It's behind the fence.



II . Phonics practice : gl

 <p>Glass</p>	 <p>Globe</p>
 <p>Lip Gloss</p>	 <p>Gloves</p>
 <p>Glow</p>	 <p>glue</p>

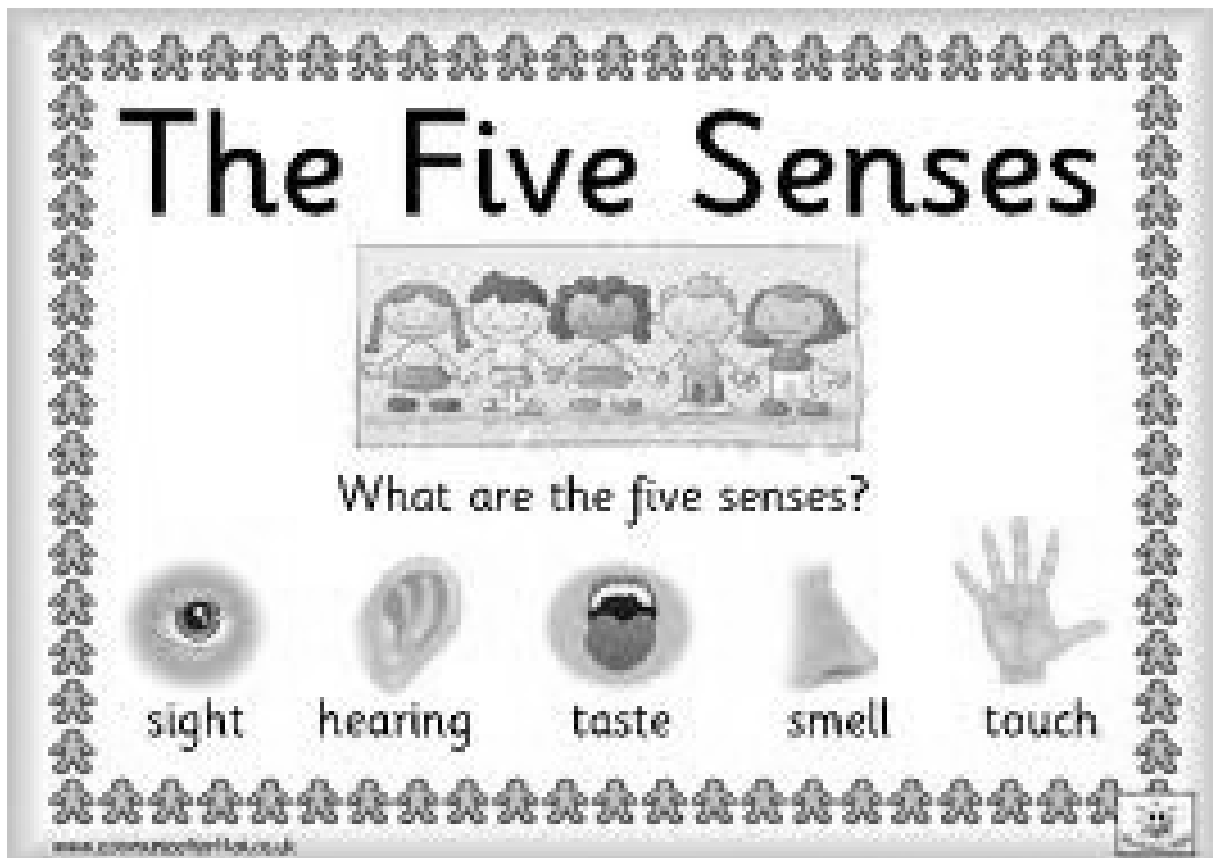


## Lesson 4 Body Parts

I . conversation















A: What can you do with your eyes?

B: I can see with my eyes.







II . Learn Words

I can touch with my hands.

		
<p>hand <input type="checkbox"/></p>	<p>feet <input type="checkbox"/></p>	<p>eyes <input type="checkbox"/></p>
 <p>www.lucylearns.com</p>	 <p>www.funfonix.com</p>	 <p>ears</p>
<p>mouth <input type="checkbox"/></p>	<p>tongue <input type="checkbox"/></p>	<p>ears <input type="checkbox"/></p>
		
<p>nose <input type="checkbox"/></p>	<p>face <input type="checkbox"/></p>	<p>skin <input type="checkbox"/></p>
		
<p>arm <input type="checkbox"/></p>	<p>elbow <input type="checkbox"/></p>	<p>finger <input type="checkbox"/></p>
		
<p>body <input type="checkbox"/></p>	<p>toes <input type="checkbox"/></p>	

III . Phonics practice: pl

 <p>Plane</p>	 <p>Plant</p>
 <p>Plate</p>	 <p>Play</p>
<p>Please</p>	<p>plot</p>



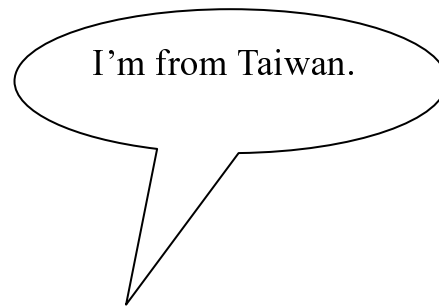
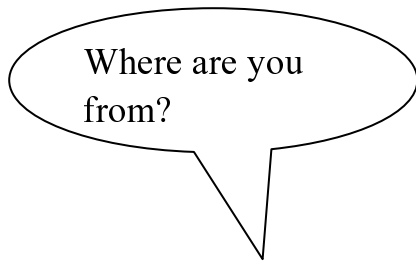
## Unit 4 Talk about Countries

### Lesson 1 Where are you from?

#### I . Conversation













Obama: Where are you from?

Ching-Lin: I'm from Taiwan.





## II . Learn words







		
Australia	Canada	Taiwan
		
U.S.A.	Singapore	China
		
France	Japan	Philippines
		
Korea	Germany	U.K.


Sentence pattern

Where are you from?

I am from Taiwan.

III . Phonics practice: sl

 <p>sleepy</p>	 <p>sled</p>
 <p>sleeve</p>	 <p>slide</p>
<p><b>Slippers</b></p>  <p>slipper</p>	 <p>slug</p>













## Lesson 2 What can you see in China?

### I . Sentence pattern




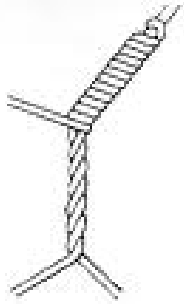
What can you see in Taiwan?

I can see Taipei 101 in Taiwan.

		
<p>Panda in China</p>	<p>Big Ben of U.K.</p>	<p>Eiffel Tower</p>
		 
<p>Taipei 101</p>	<p>Polar bear</p>	<p>Kangaroo and Koala</p>
		
<p>Statue of Liberty</p>	<p>Fuji Mountain</p>	<p>Super junior</p>

## Activity: Make a passport

II . Phonics practice: tw

<p>12 twelve</p>	<p>20 twenty</p>
	 <p>twin</p>
 <p>twinkle</p>	 <p>twist</p>



### Outline for grade 3

Objectives: The purpose of this book is to help students feel interested in English. Though they already have English classes in their curriculum starting from grade 3, the English Village curriculum is designed to offer them more opportunities in speaking and listening. The topics and vocabulary are chosen from their daily life experience. Speaking and listening will be the top priorities of the class. We hope they can use what they learn in their daily life.

Week/date	Topic	Content	Vocabulary and sentence patterns
1 /2.11	Preparation		
2 / 2.14 ~18	Family and personal pronouns	Self Introduction Family Introduction	Vocabulary: <u>Family</u> Grandmother, grandfather, mother, father, brother, sister, cousin aunt, uncle <u>Personal pronouns</u> my, you're his, her its our, your, their Sentence patterns: Who is he/she? He/ She is my _____.
3 / 2. 21 ~25		Self Introduction Family Introduction	Sentence patterns: Who are they? They are my _____.
4 / 2. 28~3.4 2/28 off	Names	Family Personal pronouns	Sentence patterns: A: What's his her name? B: His/ her name is _____. A: What are their names? B: Their names are ____ and _____.
5 / 3.7 ~ 3.11		Family Personal pronouns	Sentence patterns: A: What are our names? B: Our names are ____ and _____. A: What is its name? B: Its name is _____.

Week/date	Topic	Content	Vocabulary and sentence patterns
6 3. 14 ~ 18	Possessive _____'s (colors & clothes)	Talk about color & clothes	Vocabulary: <u>Clothes</u> Hat, coat, shirt belt, pants shoes, jacket, cap, T-shirt, shorts, socks, sneakers <u>Colors</u> Red, green, blue, black, white, yellow, orange, pink, purple, brown, grey, gold, silver(light vs. dark) Sentence patterns: Whose hat is red? John's hat is red.
7 3. 21 ~ 25		Talk about color & clothes	Sentence patterns: Whose T-shirts are white? David's T-shirts are white.
8 3. 28 ~ 4.1		1 <sup>st</sup> Exam Week	
9 4. 4 ~ 8 4/4, 5 off	Possessive _____'s (colors & clothes)	The using of pronoun	Sentence patterns: Whose <u>hat</u> is it? It is <u>Ben's</u> hat.
10 4.11 ~ 15		The using of pronoun	Sentence patterns: Whose <u>socks</u> are they? They are <u>Jenny's</u> socks.
11 4.18 ~ 22	Prepositions	The using of preposition	Vocabulary: In, on, under, above, by in front of, behind, next  Sentence patterns: The dog is <u>under</u> the table. The cat is <u>on</u> the table. The man is <u>behind</u> the car.

Week/date	Topic	Content	Vocabulary and sentence patterns
12 4.25 ~ 29		The using of preposition	Sentence patterns: The dogs are <u>under</u> the table. The cast are <u>on</u> the table. The men are <u>behind</u> the car.
13 5.2 ~ 6	Hobbies (family + personal pronouns)	Talk about hobbies	Vocabulary: Play video games, watch TV, go hiking, go swimming, go roller skating, play cards, ride a bicycle, play dodge ball, cocker, baseball, basketball, badminton Sentence patterns: What do you like to do? I like to _____. You like to _____.
14 5. 9 ~ 13		Talk about hobbies	Sentence patterns: What does he/ she like to do? He/ She likes to _____. My mother likes to _____. My uncle likes to _____.
15 5. 16 ~ 20		2 <sup>nd</sup> Exam Week	
16 5. 23 ~ 27	Body parts & 5 senses	Talk about body parts and 5 senses	Vocabulary: <u>Senses</u> See, hear, smell, feel, taste, touch <u>Body parts</u> Hand, feet, eyes, mouth, tongue, ears, nose, face, skin, arms, elbow fingers, toes, stomach Sentence patterns: I see/ hear/ smell/ etc with my <u>(body part)</u> .



Week/date	Topic	Content	Vocabulary and sentence patterns
17 5. 30 ~ 6. 3		Talk about body parts and 5 senses	Sentence patterns: My <u>(body part)</u> is <u>(adjective)</u> .
18 6.6 ~ 10 6/6 off	Countries	Talk about nationality	Vocabulary Taiwan, China, Japan, Singapore, Canada, Australia, USA, France, Korea, Philippines Sentence patterns: Where are you from? I'm from <u>(country)</u> .
19 6. 13 ~ 17		Talk about nationality	Sentence patterns: What can you see in <u>(country)</u> ? I can see <u>(object)</u> in <u>(country)</u> .
20 6. 20 ~ 24		English Oral Test Week	
21 6. 27 ~ 30		3 <sup>nd</sup> Exam Week	

### Book References:

Bob Books Set3 Word Families